SolarHub Series

VH800D / VH2000D / VH2500D / VH3000D + VB5000D

Start with Solar, Add Storage Anytime

FROM
800–3,000 W
Balcony to rooftop[1]

UP TO
3,000 W
Solar input, 4 MPPTs[2]

Hybrid
One unit for solar, battery and grid

≤ 10 ms
Backup switchover[3]

5–25 kWh
Optional battery storage[4]

AI
Smart energy management

Built for Outdoor Installation

IP66
Inverter and battery packs

-40 to 65 °C[5]
Inverter operating range

Fanless Design
Natural convection cooling

6.8 kg Wall-Mounted
Compact, 327 × 270 × 53 mm

Integrated Protection
Insulation, surge and residual current monitoring

Safe LFP Storage
Aerosol suppression and self-heating in every pack

SolarHub VH
VH800D to VH3000D

+ VB5000D
5 kWh stackable battery pack, 1 to 5 per system

1 Rated on-grid output: 800 W (VH800D) to 3,000 W (VH3000D); backup output up to 3,000 W on all models. In some regions, systems up to 800 W may be plugged directly into a socket. Install strictly in line with local regulations; a dedicated protected circuit in the distribution board is recommended.
2 VH2000D, VH2500D and VH3000D. VH800D: up to 2,000 W.
3 Backup requires at least one VB5000D battery pack.
4 1 to 5 × VB5000D packs of 5 kWh each. Without a battery, SolarHub works as a PV microinverter.
5 Output derates at high temperatures. Battery packs: −20 to 50 °C.

Values were measured in the VaySunic laboratory under specific test conditions and may vary in actual use. Images are for reference only.

© 2026 VaySunic. All rights reserved. Specifications are subject to change without notice.

Typical Applications

01 · BALCONY

Balcony and Plug-in Solar[2]

TYPICAL CONFIGURATION[1]

VH800D + 1 × VB5000D

5 kWh

800 W	2,000 W	3,000 W
AC output	Solar input	Backup / off-grid[3]

02 · ROOFTOP

Rooftop Solar and Storage

TYPICAL CONFIGURATION[1]

VH3000D + (2–5) × VB5000D

10–25 kWh

3,000 W	3,000 W	3,000 W
AC output	Solar input	Backup / off-grid

03 · WEAK GRID

Homes with Unstable Grids

TYPICAL CONFIGURATION[1]

VH2000D + (1–3) × VB5000D

5–15 kWh

2,000 W	3,000 W	3,000 W
AC output	Solar input	Backup / off-grid

One Ecosystem

With EnergyPilot: set up once online, then coordinated over local Wi-Fi, also without internet

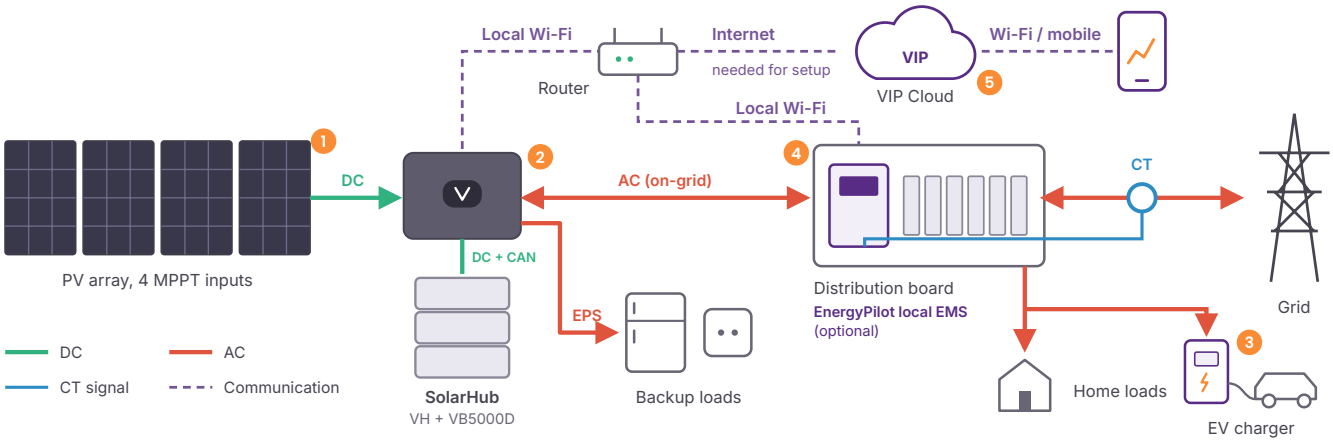

1 SOLAR
PV + SolarCore
4 MPPT inputs, expandable with microinverters

2 STORAGE
SolarHub
Hybrid microinverter with stackable batteries

3 CHARGING
ChargeFlow
EV charger with solar-priority charging

4 LOCAL EMS
EnergyPilot
Local dispatch and zero export over local Wi-Fi

5 CLOUD
VIP Cloud
App, monitoring and AI scheduling

1 Typical configurations are for guidance only. Size each system to the site and local regulations.
2 Plug-in connection only where local regulations allow; a dedicated protected circuit is recommended.
3 Up to 3,000 W with PV and battery together, or with two or more VB5000D packs installed. Battery alone with one pack: 2,500 W.

© 2026 VaySunic. All rights reserved. Specifications are subject to change without notice.

Modular Storage SolarHub Series

Install SolarHub as a PV microinverter today and add VB5000D packs whenever you need storage: up to five packs per system, and new and existing packs can be mixed. Secure every stack with the anti-tip accessory.

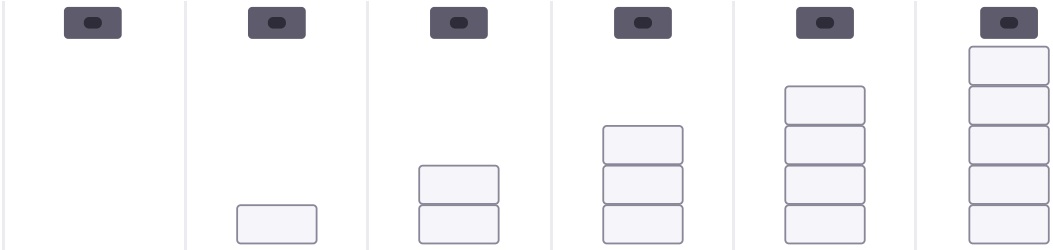

Configuration	VH	VH + 1	VH + 2	VH + 3	VH + 4	VH + 5
System Capacity	Solar only	**5 kWh**	**10 kWh**	**15 kWh**	**20 kWh**	**25 kWh**
Battery-only AC Output[1]	–	2,500 W	3,000 W	3,000 W	3,000 W	3,000 W
Stack Height[2]	–	323 mm	646 mm	969 mm	1,292 mm	1,615 mm
Stack Weight[2]	–	41 kg	82 kg	123 kg	164 kg	205 kg

Battery Pack Safety

Built into every VB5000D

Aerosol Fire Suppression

Integrated, activates automatically.

Self-Heating

Automatic cell heating when cold.

12,000 Cycles[3]

Long-life LFP cells.

Dimensions

SolarHub VH

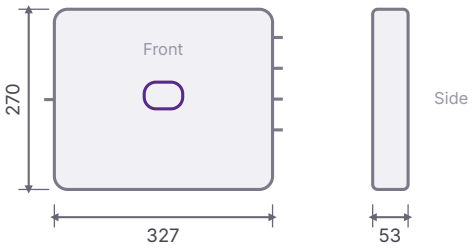

VB5000D

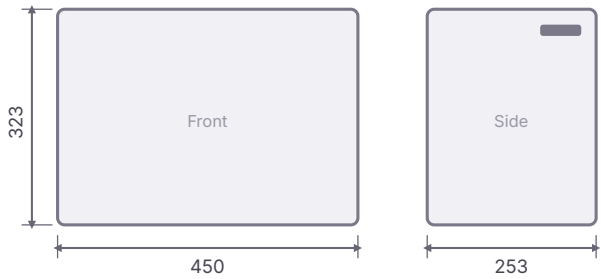

Dimensions in mm

Smart Energy Management

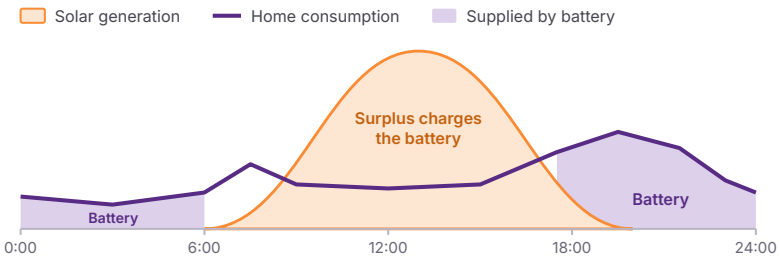

Typical day in self-consumption mode (illustrative)

Self-Consumption

Solar first, surplus stored for the evening

Time-of-Use

Charges cheap, supplies at peak prices

Backup

Adjustable SOC reserve for outages

Zero Export

Grid feed-in limited via EnergyPilot

Solar Forecast

Plans charging around the expected solar yield.

AI Scheduling

Learns your usage and optimises charging.

App Monitoring

Live energy flows and settings on your phone.

1 AC output from the battery alone. Total on-grid output is limited by the VH model rating (800 / 2,000 / 2,500 / 3,000 W).
2 Battery packs only, calculated from pack dimensions and weights, excluding base and mounting brackets. SolarHub is wall-mounted separately.
3 Measured under laboratory test conditions. Actual cycle life depends on operating conditions.

© 2026 VaySunic. All rights reserved. Specifications are subject to change without notice.

Technical Specifications SolarHub Series

VaySunic Small Things Matter.

Model	VH800D	VH2000D	VH2500D	VH3000D
PV Input (DC)				
Compatible PV Module Power (Wp)[1]	200–550+	400–750+	500–750+	610–750+
Max. PV Input Power (W)[2]	2,000 (4 × 500)	3,000 (4 × 750)		
MPPTs / Voltage Range / Max. Input (V)	4 / 18–60 / 60			
Max. Input / Short-Circuit Current (A)	20 / 25 per MPPT			
AC Input (Grid Charging)				
Nominal Voltage (Range) / Frequency[5]	230, 240 V (180–275 V) / 50 Hz			
Max. Input Current / Max. Charging Power[4]	13.8 A / 3,000 W			
AC Output (On-Grid)				
Rated Output Power (W)[3]	800	2,000	2,500	3,000
Rated / Max. Output Current (A)	3.5 / 3.5	8.7 / 16	10.9 / 16	13.0 / 16
Nominal Voltage (Range) / Frequency[5]	230, 240 V (180–275 V) / 50 Hz			
Power Factor	> 0.99 (default), adjustable 0.8 leading to 0.8 lagging			
Total Harmonic Distortion	< 3%			
Overvoltage Category	III (AC port)			
AC Output (Backup / EPS)				
Max. Continuous / Peak Power[6]	3,000 W / 4,500 W (15 s)			
Rated Output Current (A)	13			
Nominal Voltage (Range) / Frequency (Range)	230 V (218.5–241.5 V) / 50 Hz (49.5–50.5 Hz)			
Switchover Time (Grid to Backup)	≤ 10 ms			
Backup Connection	Dedicated EPS output			
Battery (VB5000D)				
Compatible Battery / Number of Packs	VB5000D only / 1–5 per system			
Cell Type	$LiFePO_4$ (LFP)			
Nominal Capacity per Pack / System (kWh)	5.0 (5,017.6 Wh) / 5–25			
Cycle Life[7]	12,000 cycles			
Self-Heating / Pack Mixing	Integrated, automatic / Supported			
Dimensions (W × D × H) / Weight	450 × 253 × 323 mm / 41 ± 0.5 kg			
Charging / Discharging Temperature[8]	−20 to 55 °C / −20 to 55 °C			
Operating Ambient / Storage Temperature	−20 to 50 °C (derating at high temperatures) / −25 to 60 °C			
Communication (to VH)	CAN			
Protection and Safety				
Aerosol Fire Suppression	Integrated in every VB5000D, automatic activation			
Integrated Protection	Insulation monitoring, DC surge protection, residual current monitoring			
Grid and AC Protection	Anti-islanding, AC short-circuit, AC over-current, AC over-voltage			
Battery Protection (BMS)	Temperature monitoring, over-voltage, over-current			
General Data (SolarHub VH)				
Dimensions (W × H × D) / Weight	327 × 270 × 53 mm / 6.8 kg			
Ingress Protection	IP66 (inverter and battery packs)			
Operating Ambient Temperature	−40 to 65 °C (derating at high temperatures)			
Relative Humidity / Max. Altitude	5–100%, non-condensing (VB5000D: 5–90%) / 2,000 m			
Cooling / Mounting	Natural convection, fanless / Wall-mounted			
Communication / Monitoring	Wi-Fi (2.4 GHz), CAN (battery) / LED indicators, VIP Cloud			
Smart Energy Management	AI scheduling, dynamic tariff support, solar forecast (VIP Cloud)			
Zero Feed-in Control	Via EnergyPilot local EMS controller (optional)			

Standards Compliance

Certification status varies by market. Contact VaySunic for current certificates.

Grid	EN 50549-1:2019 · EN 50549-10:2022 · VDE-AR-N 4105 (DE) · CEI 0-21 (IT) · C10/11 (BE) · G98 (UK) · PEA / MEA (TH)
Safety	IEC/EN 62109-1 · IEC/EN 62109-2 · EN 50665:2017 · EN IEC 62311:2020
Radio and EMC	RED 2014/53/EU · EN 300 328 · EN 301 489-1 / -17 · IEC/EN 61000 series · IEC/EN 62920
Cybersecurity	EN 18031-1 · PSTI (UK)
Battery	IEC/EN 62619 · IEC/EN 62477-1 · UN 38.3

1 Recommended module power per MPPT input. Check module Voc at the lowest site temperature against the 60 V input limit.
2 PV power feeds both AC output and battery charging. This oversizing does not affect the warranty.
3 Without a battery, on-grid output follows the available PV power. Rated power is reached with PV and battery supplying together.
4 Requires at least one VB5000D. Charging from the PV and AC ports can be combined up to the maximum charging power.
5 Nominal voltage, frequency and ranges are set to the local grid code. Grid feed-in power may be limited by local regulations.
6 Requires at least one VB5000D; with PV and battery together on all models. Battery alone: 2,500 W with one pack, 3,000 W with two or more.
7 Measured under laboratory test conditions. Actual cycle life depends on temperature, charge and discharge rate, and depth of discharge.
8 With built-in self-heating. When the cell temperature is low, the battery automatically heats the cells into the operating range, for both charging and discharging. Temperatures refer to cell temperature.

© 2026 VaySunic. All rights reserved. Specifications are subject to change without notice.